


Dyslexia Friendly Practice in the Secondary Classroom: Achieving QTS

Dyslexia is a common learning difficulty that affects approximately 10% of the population. It can make it difficult for students to read, write, and spell. However, with the right support, students with dyslexia can achieve great things.



Dyslexia-friendly Practice in the Secondary Classroom (Achieving QTS Cross-Curricular Strand Series Book

1556) by Tilly Mortimore

★★★★★ 5 out of 5

Language : English
File size : 1435 KB
Text-to-Speech : Enabled
Screen Reader : Supported
Enhanced typesetting : Enabled
Word Wise : Enabled
Print length : 158 pages



This article provides an overview of dyslexia friendly practice in the secondary classroom. It will discuss the importance of creating an inclusive learning environment, using appropriate teaching strategies, and providing students with the support they need to succeed.

Creating an Inclusive Learning Environment

The first step to creating a dyslexia friendly classroom is to create an inclusive learning environment. This means creating a classroom where all

students feel valued and respected, regardless of their learning differences.

Here are some tips for creating an inclusive learning environment:

- Get to know your students. Learn about their strengths and weaknesses, and what they need to succeed.
- Create a positive classroom culture. Be supportive and encouraging, and never give up on your students.
- Use a variety of teaching methods. Not all students learn the same way. Use a variety of teaching methods to meet the needs of all learners.
- Provide extra support. Students with dyslexia may need extra support in some areas. Be prepared to provide this support, either in class or through outside resources.

Using Appropriate Teaching Strategies

Once you have created an inclusive learning environment, you need to start using appropriate teaching strategies. These strategies will help students with dyslexia to learn in the most effective way possible.

Here are some tips for using appropriate teaching strategies:

- Use multisensory approaches. Students with dyslexia learn best when they can use multiple senses to learn. Use a variety of teaching methods, such as visual, auditory, and kinesthetic, to meet the needs of all learners.
- Break down tasks into smaller steps. Students with dyslexia may need more time to learn new concepts. Break down tasks into smaller steps,

and give students plenty of opportunities to practice.

- Provide clear and concise instructions. Students with dyslexia may need more clear and concise instructions than other students. Be sure to give students step-by-step instructions, and repeat instructions as needed.
- Use assistive technology. Assistive technology can help students with dyslexia to overcome some of the challenges they face. For example, text-to-speech software can help students with reading, and speech-to-text software can help students with writing.

Providing Students with the Support They Need

In addition to creating an inclusive learning environment and using appropriate teaching strategies, you also need to provide students with the support they need to succeed. This includes providing academic support, emotional support, and social support.

Here are some tips for providing students with the support they need:


- Provide academic support. Students with dyslexia may need extra academic support in some areas. This support can be provided in class, through tutoring, or through outside resources.
- Provide emotional support. Students with dyslexia may face challenges that other students do not. Be supportive and encouraging, and let students know that you believe in them.
- Provide social support. Students with dyslexia may feel isolated or different from their peers. Help students to build friendships and connect with others.

Achieving QTS

If you are interested in becoming a qualified teacher of secondary education (QTS), you will need to have a good understanding of dyslexia friendly practice. This article has provided you with an overview of this topic. By creating an inclusive learning environment, using appropriate teaching strategies, and providing students with the support they need, you can help students with dyslexia to succeed in the classroom.

Dyslexia friendly practice is essential for creating an inclusive learning environment where all students can succeed. By following the tips in this article, you can help students with dyslexia to reach their full potential.

If you would like to learn more about dyslexia friendly practice, there are many resources available online and in libraries. You can also contact your local dyslexia association for more information.




Dyslexia-friendly Practice in the Secondary Classroom (Achieving QTS Cross-Curricular Strand Series Book

1556) by Tilly Mortimore

★★★★★ 5 out of 5

Language : English
File size : 1435 KB
Text-to-Speech : Enabled
Screen Reader : Supported
Enhanced typesetting : Enabled
Word Wise : Enabled
Print length : 158 pages





Unveiling the Pitfalls of Statistical Reasoning: Explore Flaws and Fallacies in Statistical Thinking

In the realm of data analysis and decision-making, statistical thinking serves as a crucial pillar, empowering us to draw meaningful insights from complex datasets. However,...



Library Wars: Love & War - A Captivating Tale of Romance and Action

In a future where books are under attack, the Library Defense Force (LDF) stands as the last line of defense against those who seek to silence the written word....