


Unleash Your Guitar's Harmonic Potential: Discover the Secrets of Quartal Harmony and Voicings

Embark on an extraordinary musical journey as we delve into the captivating realm of quartal harmony and voicings for guitar. This innovative technique invites you to explore new harmonic possibilities and expand your musical vocabulary, unlocking a world of alluring and sophisticated sounds on your guitar.

Chapter 1: Understanding Quartal Harmony

Begin your exploration by understanding the fundamental principles of quartal harmony. Learn the essential differences between traditional tertian harmony and quartal harmony's unique sound, characterized by the use of perfect fourths instead of thirds.



Quartal Harmony and Voicings for Guitar by Kevin Anderson

★★★★☆ 4.8 out of 5

Language : English

File size : 25323 KB

Screen Reader : Supported

Print length : 72 pages

FREE

DOWNLOAD E-BOOK



Try playing these quartal chords while letting your low E string ring out for reference

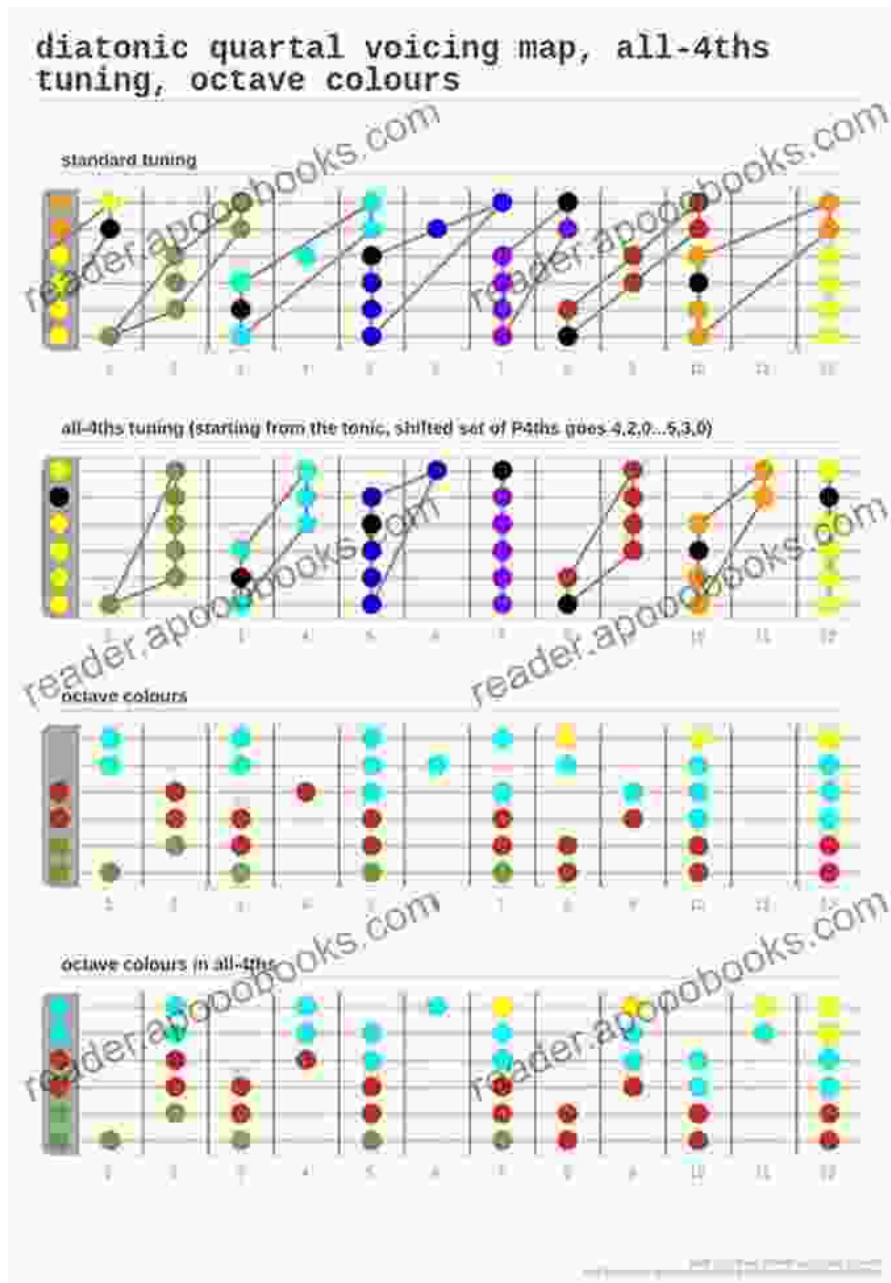
The image displays three guitar fretboard diagrams, each showing frets 1 through 16 and strings E, B, G, D, A, E. Colored circles with numbers indicate fingerings for various quartal chords. Below each fretboard, colored boxes contain the chord name, with arrows pointing to the corresponding frets on the fretboard.

- ROOT POSITION:**
 - Fret 2: E2B3 (Red)
 - Fret 4: F#2A3 (Green)
 - Fret 6: G2C3 (Blue)
 - Fret 7: A2D#3 (Light Blue)
 - Fret 9: B2E3 (Red)
 - Fret 11: C#2F3 (Orange)
 - Fret 13: D2G3 (Blue)
- 1st INVERSION:**
 - Fret 2: E1B2 (Green)
 - Fret 4: F#1A2 (Red)
 - Fret 6: G1C2 (Red)
 - Fret 7: A1D#2 (Blue)
 - Fret 9: B1E2 (Red)
 - Fret 11: C#1F2 (Orange)
 - Fret 13: D1G2 (Red)
 - Fret 14: E1A2 (Blue)
- 2nd INVERSION:**
 - Fret 2: E3B4 (Green)
 - Fret 4: F#3A4 (Red)
 - Fret 6: G3C4 (Blue)
 - Fret 7: A3D#4 (Light Blue)
 - Fret 9: B3E4 (Red)
 - Fret 11: C#3F4 (Orange)
 - Fret 13: D3G4 (Red)
 - Fret 14: E3A4 (Blue)

©2012 www.guitartricks.com

Chapter 2: Building Quartal Voicings

Discover the art of constructing quartal chords and voicings on the guitar. Master the techniques for creating open, extended, and closed voicings, exploring different inversions and fingerings to achieve a rich and varied sound.



Chapter 3: Harmonic Progression and Embellishment

Learn how to craft captivating harmonic progressions using quartal chords, creating a sense of motion and development in your music. Explore techniques for embellishing these progressions with suspensions, appoggiaturas, and other harmonic devices.

Find the A_{13} of the harmonic sequence: $\frac{1}{9}, \frac{1}{12}, \frac{1}{15}, \frac{1}{18}, \dots$

Get the reciprocal
 $9, 12, 15, 18, \dots$

Find the common difference:

$$d = A_2 - A_1 \quad d = A_3 - A_2 \quad d = A_4 - A_3$$

$$d = 12 - 9 \quad d = 15 - 12 \quad d = 18 - 15$$

$$d = 3 \quad d = 3 \quad d = 3$$

Given:

$$A_1 = 9 \quad d = 3 \quad A_n = A_1 + (n - 1)d$$

$$n = 13 \quad A_{13} = ? \quad A_{13} = 9 + (13 - 1)3$$

$$A_{13} = 9 + (12)3$$


$$A_{13} = 9 + 36$$

$$A_{13} = 45$$

Formula:


$$A_n = A_1 + (n - 1)d$$

Get the reciprocal,

$$A_{13} = \frac{1}{45}$$


Chapter 4: Practical Applications in Guitar Playing

Witness the power of quartal harmony and voicings in real-life musical contexts. Discover how to incorporate these techniques into your solos, improvisations, and compositions, adding a touch of sophistication and intrigue to your guitar playing.




By embracing the principles of quartal harmony and voicings for guitar, you will embark on a transformative musical journey. With practice and dedication, you will unlock a new level of harmonic understanding and

creativity, expanding your sonic palette and captivating your audience with innovative and expressive guitar arrangements.

Call to Action

Don't miss the opportunity to revolutionize your guitar playing with the essential guide to quartal harmony and voicings. Free Download your copy of "Quartal Harmony and Voicings for Guitar" today and ascend to new heights of musical expression.

Free Download Now



Quartal Harmony and Voicings for Guitar by Kevin Anderson


★★★★☆ 4.8 out of 5

Language : English

File size : 25323 KB

Screen Reader : Supported

Print length : 72 pages



Unveiling the Pitfalls of Statistical Reasoning: Explore Flaws and Fallacies in Statistical Thinking

In the realm of data analysis and decision-making, statistical thinking serves as a crucial pillar, empowering us to draw meaningful insights from complex datasets. However,...



Library Wars: Love & War - A Captivating Tale of Romance and Action

In a future where books are under attack, the Library Defense Force (LDF) stands as the last line of defense against those who seek to silence the written word....