


Unveiling the Secrets: Tips and Tricks to Elevate Your Flute Mastery

Embark on an extraordinary journey into the realm of flute playing, where passion meets precision. As you turn the pages of this comprehensive guide, you will uncover a treasure trove of tips and tricks that will ignite your musical potential and propel you towards flute mastery.



Flute for Beginners: Tips and Tricks of Playing your Flute to Perfection by Kevin Miller

★★★★☆ 4.2 out of 5

Language : English
File size : 2066 KB
Text-to-Speech : Enabled
Screen Reader : Supported
Enhanced typesetting: Enabled
Word Wise : Enabled
Print length : 103 pages
Lending : Enabled



1. Embracing Proper Posture and Breathing



Lay the foundation for exceptional flute playing with proper posture and breathing techniques. Learn how to position your flute, body, and head for optimal airflow and comfort. Master the art of diaphragmatic breathing to support your playing and enhance your endurance.

2. Fingering Techniques: Precision and Agility










Unlock the secrets of accurate and agile fingering techniques. Explore finger placement, trills, and alternative fingerings that will elevate your playing and expand your musical vocabulary. Discover exercises and techniques to improve finger dexterity and coordination.

3. Embouchure and Tone Production



Craft your own unique and expressive tone by mastering embouchure and tone production. Learn how to shape your lips, control your air flow, and achieve a rich and resonant sound. Explore techniques for vibrato, articulation, and dynamics to add depth and nuance to your performances.

4. Articulation and Phrasing: Capturing the Essence of Music

Word	Common Abbreviations	English Definition and Description	Symbol
Accent		Marked. Note to be played more forcefully than those before or after it	
Forza	fz	With force. Strongly accented.	
Glissando	Gliss.	Glide. A rapid glide or slide up or down between two notes, playing all of the notes in between.	
Legato		Tied together. Notes are played slurred together, with no breaks in between	
Marcato	Marc.	Marked. Note or passage to be played more forcefully than those before or after it (also called an accented note)	
Rinforzando	rfz	Reinforcing	
Sforzando	Sfz.	Using force.	
Staccatissimo		Very detached. Notes are played as an exaggerated staccato.	
Staccato	Stacc.	Detached. Notes are played short and separated from one another	
Tenuto		Sustained. Hold the note for its full length	


Unleash the power of articulation and phrasing to convey the emotions and intentions behind the music. Learn how to control your tongue, lips, and fingers to create clear and expressive articulations. Discover how phrasing can shape the flow and interpretation of melodies.

5. Interpretation and Musicality



Transform your flute playing into a captivating and expressive art form. Embrace the essence of interpretation and musicality by understanding the context, style, and historical background of the pieces you play. Learn how to convey the emotions, stories, and messages embedded in the music.

6. Practice Strategies: Discipline and Motivation



Sustain your progress and reach new heights with effective practice strategies. Discover techniques for setting realistic goals, creating a structured practice routine, and staying motivated throughout your musical journey. Learn how to optimize your practice sessions for maximum improvement.

7. Troubleshooting and Common Errors



Anticipate and overcome common errors that can hinder your progress. Explore strategies for troubleshooting intonation issues, tone problems, finger slips, and other challenges. Learn how to identify the root causes of these errors and develop solutions for lasting improvement.

8. Care and Maintenance: Preserving Your Instrument



Ensure the longevity and optimal performance of your flute with proper care and maintenance. Discover how to clean, lubricate, and store your instrument to prevent damage and preserve its sound quality. Learn about common repairs and adjustments to keep your flute in pristine condition.

9. Performance Anxiety: Managing Stage Fright



Conquer the challenges of performance anxiety and unlock your full potential on stage. Explore techniques for managing nerves, developing mental toughness, and preparing effectively for performances. Learn how to channel your emotions into a powerful and captivating performance.


10. The Path to Excellence: Continuous Improvement



Embrace the journey of continuous improvement and strive for excellence in your flute playing. Seek feedback from teachers, attend workshops, and engage with other musicians to expand your knowledge and refine your skills. Stay open to new perspectives and challenges to continue evolving as a musician.

With this comprehensive guide as your companion, you will embark on a transformative odyssey that will elevate your flute playing to unprecedented heights. Unlock the secrets of technique, artistry, and musicality, and let your flute become an extension of your soul. Free Download your copy today and unleash the maestro within you!


[Free Download Now](#)



Flute for Beginners: Tips and Tricks of Playing your Flute to Perfection by Kevin Miller

★★★★☆ 4.2 out of 5

Language : English
File size : 2066 KB
Text-to-Speech : Enabled
Screen Reader : Supported
Enhanced typesetting : Enabled
Word Wise : Enabled
Print length : 103 pages
Lending : Enabled



Unveiling the Pitfalls of Statistical Reasoning: Explore Flaws and Fallacies in Statistical Thinking

In the realm of data analysis and decision-making, statistical thinking serves as a crucial pillar, empowering us to draw meaningful insights from complex datasets. However,...



Library Wars: Love & War - A Captivating Tale of Romance and Action

In a future where books are under attack, the Library Defense Force (LDF) stands as the last line of defense against those who seek to silence the written word....

