


Unveiling the Secrets of Phalaenopsis: A Comprehensive Guide to Growing and Thriving with the Moth Orchid

: Embarking on the Journey of Phalaenopsis Cultivation



The Truth About Growing Phalaenopsis by Kathy Spencer

★★★★☆ 4.3 out of 5

Language : English
File size : 299 KB
Text-to-Speech : Enabled
Screen Reader : Supported
Enhanced typesetting : Enabled
Print length : 11 pages




With its graceful arching flower spikes and delicate, butterfly-like blooms, the Phalaenopsis orchid has captured the hearts of countless plant enthusiasts. Its enduring popularity stems from its relative ease of care and captivating beauty, making it an ideal choice for both novice and experienced growers alike.

In this comprehensive guide, we embark on an in-depth exploration of the Phalaenopsis orchid, delving into the intricacies of its cultivation. From understanding its specific growth requirements to troubleshooting common problems, you will find all the essential knowledge and practical advice needed to nurture your Phalaenopsis and witness its flourishing growth.

Chapter 1: Understanding the Essence of Phalaenopsis

Commencing our journey, we delve into the origins and characteristics of the Phalaenopsis orchid. A member of the Orchidaceae family, this captivating plant hails from the tropical regions of Southeast Asia. Its scientific name, Phalaenopsis, aptly translates to "moth-like," a testament to the delicate and intricate appearance of its blooms.



We explore the intricate anatomy of the Phalaenopsis orchid, gaining a deeper understanding of its unique structure. Its leaves, often leathery and elongated, serve as reservoirs for water and nutrients. Pseudobulbs, swollen stem-like structures, provide additional storage and support for the plant. The delicate flowers of the Phalaenopsis orchid typically bloom in clusters, showcasing an array of vibrant colors and patterns.

Chapter 2: Cultivating Success: The Art of Growing Phalaenopsis

Advancing in our exploration, we unravel the secrets to cultivating thriving Phalaenopsis orchids. We delve into the crucial elements of their care, including:

- **Light Requirements:** Phalaenopsis orchids thrive in bright, indirect light. They prefer a location near a window that receives ample natural light without direct exposure to harsh sunlight, which can scorch their delicate leaves.
- **Watering:** Watering your Phalaenopsis orchid appropriately is essential. Allow the potting mix to dry out slightly between waterings, avoiding overwatering as it can lead to root rot. Use lukewarm water and avoid getting water on the leaves, as this can promote disease.
- **Fertilizer:** Regular fertilization provides essential nutrients for your Phalaenopsis orchid. Use a balanced orchid fertilizer diluted to half strength and fertilize monthly during the growing season (spring and summer).
- **Potting and Repotting:** Phalaenopsis orchids are typically grown in clear pots with drainage holes to allow for proper aeration and drainage. Repotting every 2-3 years into a larger pot with fresh potting mix ensures optimal growth.

Chapter 3: Troubleshooting Common Problems: Ensuring Optimal Health

Even with the utmost care, Phalaenopsis orchids are susceptible to certain problems. We equip you with the knowledge to identify and address common issues, such as:

- **Yellowing Leaves:** Yellowing leaves can indicate overwatering or inadequate sunlight. Adjust your watering schedule and ensure your orchid receives sufficient indirect light.
- **Brown Spots on Leaves:** Brown spots may be caused by sunburn or bacterial infection. Move your orchid to a location with less direct sunlight and treat any infections promptly with an appropriate fungicide.
- **Bud Drop:** Bud drop can occur due to stress caused by temperature fluctuations, underwatering, or overwatering. Ensure stable temperatures, proper watering, and avoid excessive handling.

Chapter 4: The Art of Encouraging Blooms: Inducing Flower Spikes

Witnessing the graceful blooms of your Phalaenopsis orchid is a rewarding experience. We uncover techniques to stimulate flower spike production:

- **Temperature Fluctuations:** Exposing your orchid to a 10-15°F (5-8°C) temperature drop at night can encourage blooming. This simulates the natural conditions of their native habitat.
- **Light Exposure:** Providing your Phalaenopsis orchid with 12-14 hours of light per day, including 8 hours of darkness, can promote flower spike development.
- **Fertilization:** A balanced orchid fertilizer with a higher phosphorus content can stimulate flower spike production. Fertilize monthly during the growing season.

Chapter 5: Beyond Blooms: Nurturing Your Phalaenopsis Throughout Its Life Cycle

Our journey extends beyond the initial bloom, guiding you through the ongoing care of your Phalaenopsis orchid. We discuss:

- **Post-Bloom Care:** After blooming, remove the spent flower spike and continue providing regular care. Allow your orchid to rest for a few months before stimulating another bloom cycle.
- **Propagation:** Propagating Phalaenopsis orchids from keikis (small plantlets that form on the flower spike) or by dividing larger plants is possible with proper techniques.
- **Long-Term Care:** Ensuring the longevity of your Phalaenopsis orchid involves regular care, including repotting, fertilization, and monitoring for pests and diseases.


: Unveiling the Secrets of Phalaenopsis Mastery



Through this comprehensive guide, we have unveiled the secrets to successfully growing and thriving with Phalaenopsis orchids. By understanding their unique requirements and addressing common problems, you can create an optimal environment for your Phalaenopsis to flourish.

Remember, nurturing a Phalaenopsis orchid is a journey of patience and observation. By paying attention to your plant's individual needs and providing the necessary care, you will be rewarded with years of captivating blooms and lush foliage, bringing enduring beauty and joy to your home.


Embark on the enchanting adventure of Phalaenopsis cultivation today and witness the transformative power of these exquisite orchids in your life.



The Truth About Growing Phalaenopsis by Kathy Spencer

★★★★☆ 4.3 out of 5

Language : English
File size : 299 KB
Text-to-Speech : Enabled
Screen Reader : Supported
Enhanced typesetting : Enabled
Print length : 11 pages



Unveiling the Pitfalls of Statistical Reasoning: Explore Flaws and Fallacies in Statistical Thinking

In the realm of data analysis and decision-making, statistical thinking serves as a crucial pillar, empowering us to draw meaningful insights from complex datasets. However,...



Library Wars: Love & War - A Captivating Tale of Romance and Action

In a future where books are under attack, the Library Defense Force (LDF) stands as the last line of defense against those who seek to silence the written word....

